




Features

- Frequency Range 5 to 1002 MHz
- Low Insertion Loss .75dB
- Low Cost and RoHS Compliant
- Small SMT S25 package .25x.50x.07 inches
- High Isolation 25dB
- Characteristic Impedance 75Ω



Applications

- Broadband/CATV
- Wireless Communications

Product Description

The RFSP0012 4-way Splitter is a low cost design for applications that require high performance, small and highly reliable surface mount components. Applications may be found in broadband, wireless and other communications systems. These units are built Lead-Free and RoHS compliant. S-Parameters are available on request. Available in Tape and Reel.

Specifications

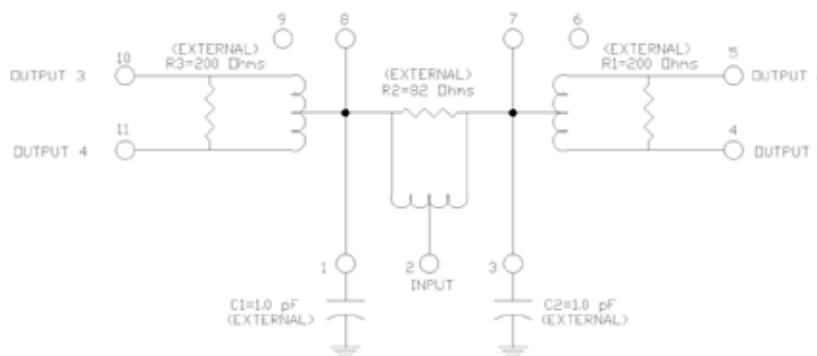
Parameter	Minimum	Typical*	Maximum
Frequency Range (MHz)	5		1002
Insertion Loss (dB)		0.75	1.5
Isolation (dB)	20	25	
Return Loss (dB)	18	22	
Amplitude Balance (dB)		< 0.1	0.2
Phase Balance (Degrees)		< 1.0	2.0

* Typical data represents mid-band performance @ 25 C.

Absolute Maximum Ratings

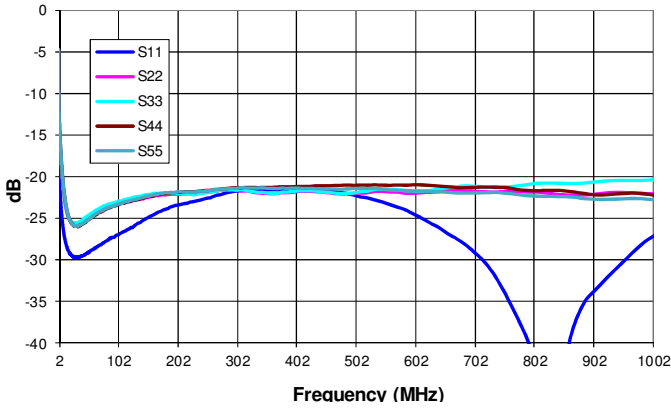
Parameter	Maximum
RF Power	+33 dBm
Operating Temperature	-55 to +100 °C
Storage Temperature	-55 to +100 °C

Schematic

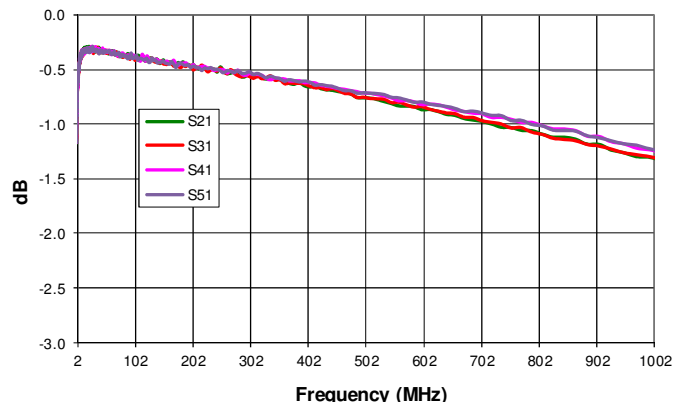


Typical Data

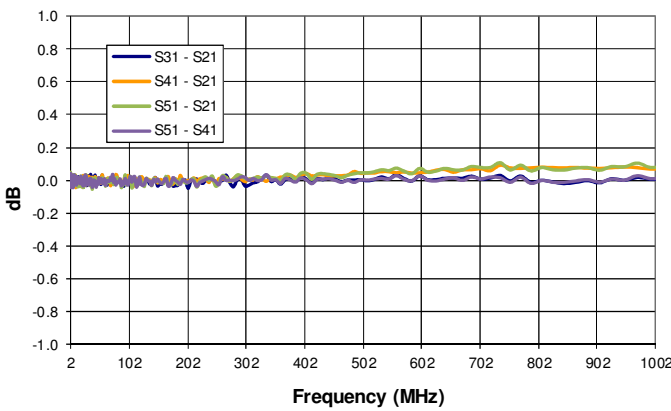
Return Loss



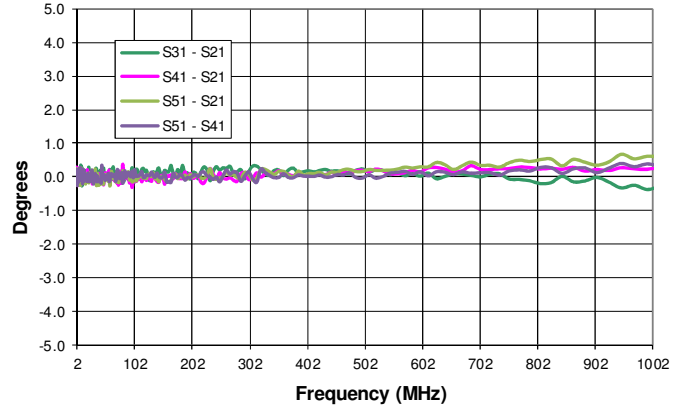
Insertion Loss



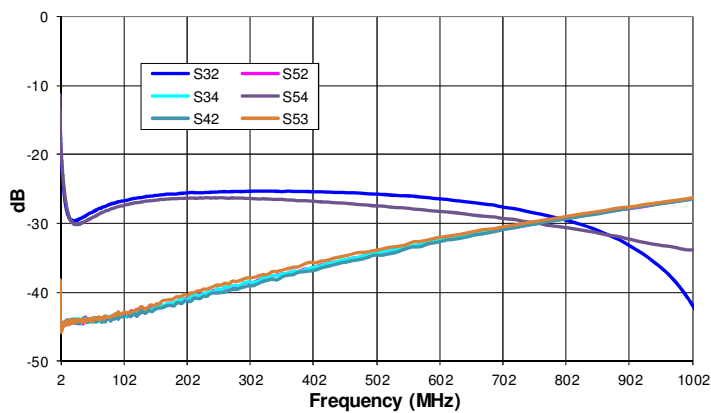
Amplitude Balance



Phase Balance



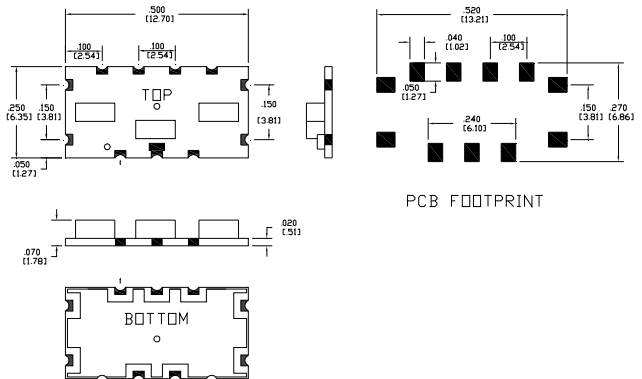
Isolation



Pin out

Pin	Function
1	C1
2	INPUT
3	C2
4	OUTPUT 1, R1
5	OUTPUT 2, R1
6	GND
7	R2
8	R2
9	GND
10	OUTPUT 3, R3
11	OUTPUT 4, R4

Package S25



Test Footprint

