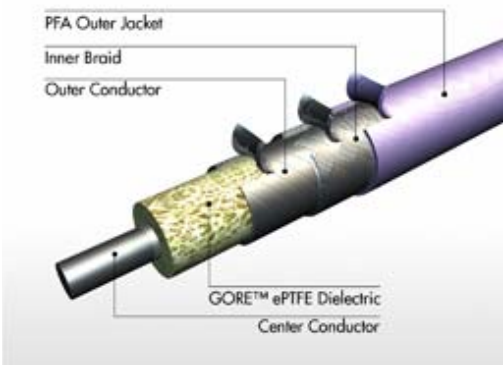


# Gore Cable Assembly Builder

## Microwave Assembly Part Number 4Y0CQ0CQ0240

W. L. Gore & Associates has developed and proven a wide range of products specifically tailored to the RF / microwave industry. Since 1976, when Gore first introduced our microwave assemblies, Gore has remained a worldwide leader in providing custom microwave assemblies for demanding applications. Typical applications using GORE & Microwave Assemblies include: test, aerospace, defense, telecommunications and general purpose. With an unmatched history in demanding environments, you may be assured that Gore will provide the reliable products necessary to meet your individual system requirements.

GORE™ Microwave Assemblies provide superior insertion loss, phase stability, and shielding effectiveness. These assemblies offer proven solutions for your low loss, high density, wide bandwidth or high power applications. Gore offers a variety of standard cable and connector options to satisfy the needs of most RF applications from DC to 67 GHz. Applications using these high performance interconnects vary from general purpose lab to military installations on airborne, naval, and land platforms.



### Specifications

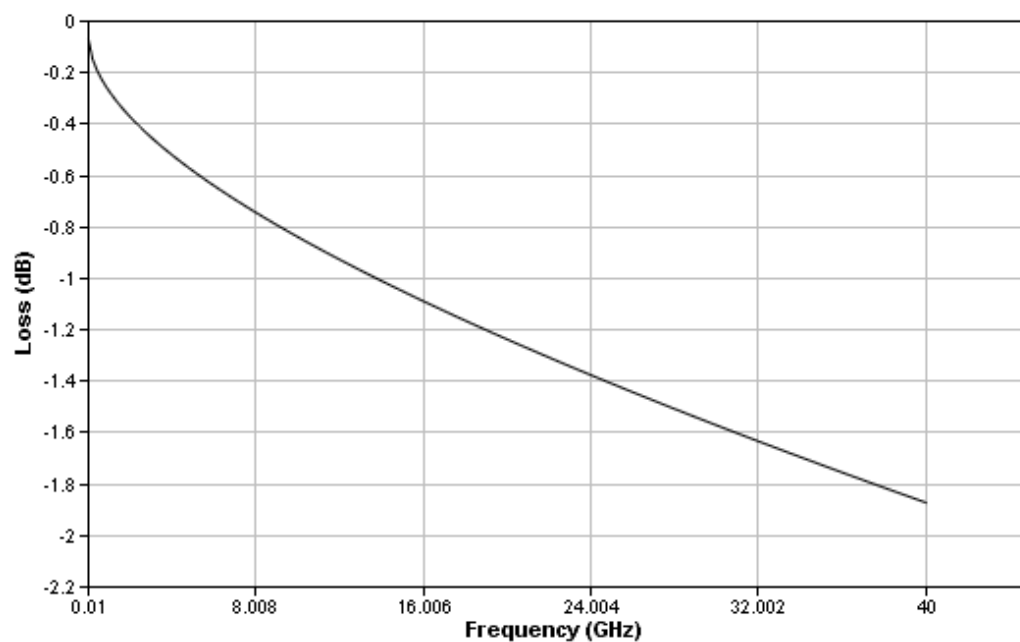
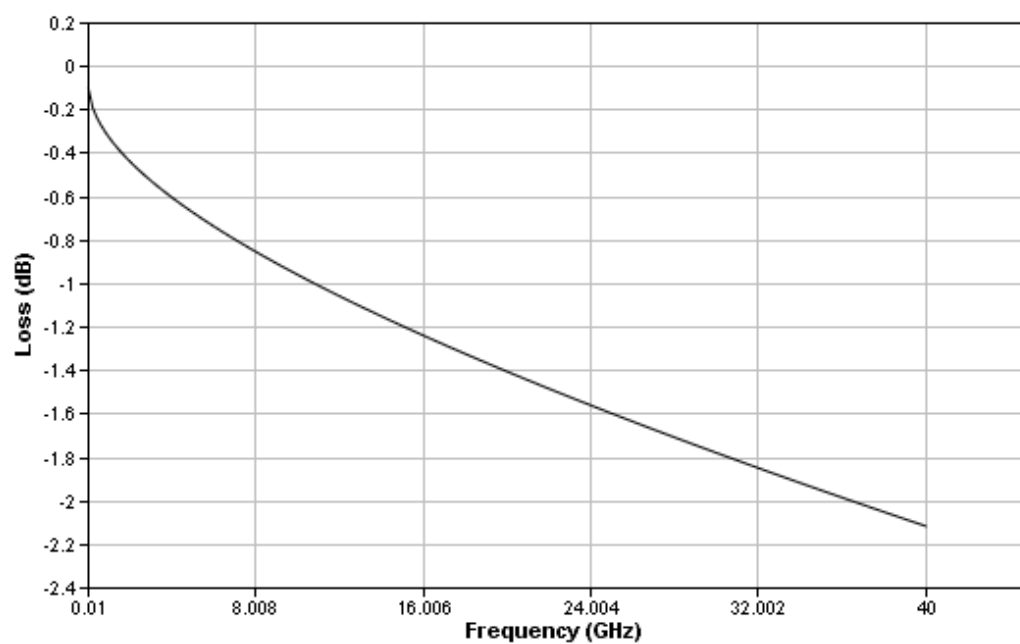
|  |                |
|--|----------------|
| Max Frequency GHz                                | 40             |
| Impedance Ohms                                   | 50             |
| Center Conductor                                 | Solid          |
| Dielectric Constant (nominal)                    | 1.4            |
| Velocity of Propagation                          | 0.85           |
| Temperature °C                                   | -55 to 125     |
| Nominal Outer Diameter<br>in. (mm)               | 0.150<br>(3.8) |
| Minimum Bend Radius (multiple bends)<br>in. (mm) | 1<br>(25.4)    |
| Nominal Weight<br>g/ft (g/m)                     | 11<br>(36.1)   |
| Crush Resistance lb/linear in.                   | 50             |
| Typical Insertion Loss dB at 40 GHz              | -1.8715        |
| Guaranteed Insertion Loss dB at 40 GHz           | -2.1145        |
| Guaranteed VSWR at 40 GHz                        | 1.35:1         |
| Guaranteed Return Loss dB                        | -16.53         |

### Key Features

- Optimized electrical performance
- Flexible
- High-frequency options (up to 67 GHz)

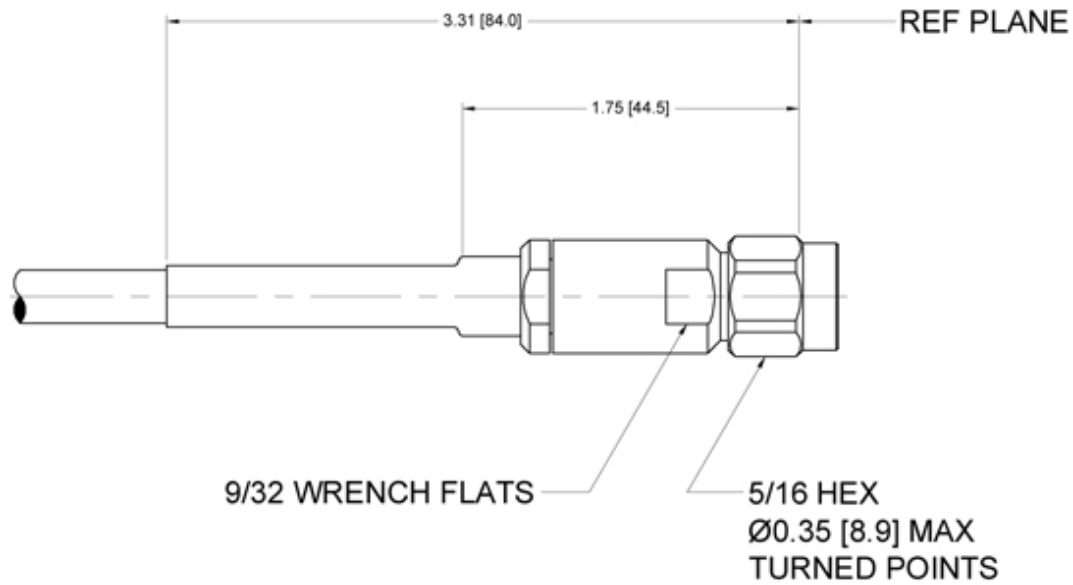
### Key Benefits

- Increased signal fidelity
- Easy to route/install
- Broad bandwidth capability

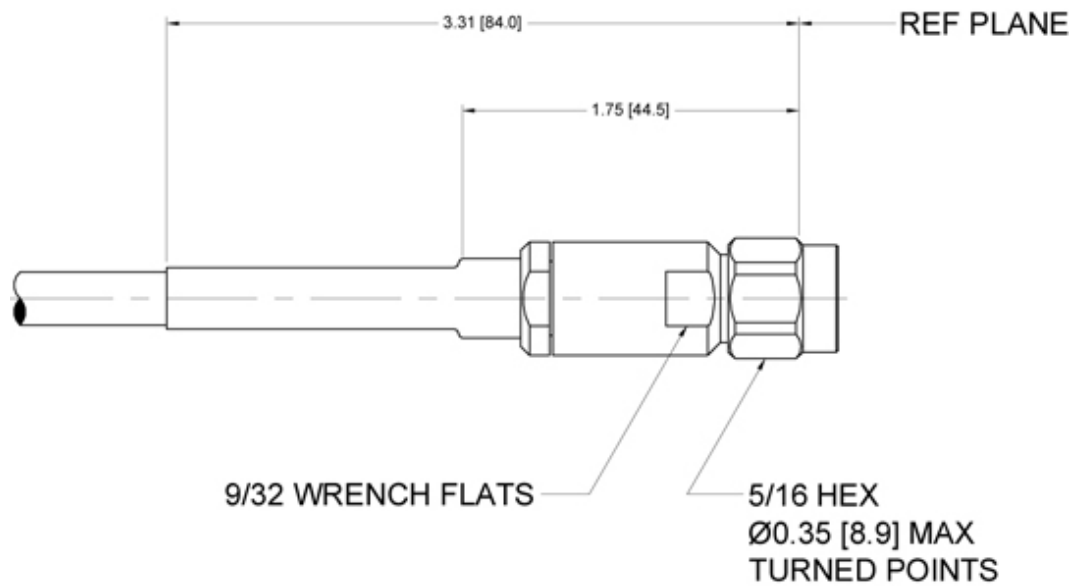
**Typical Insertion Loss****Guaranteed Insertion Loss**

**Connector A**

Type: Straight, Family: 2.92 mm / K, Sex: Pin (Plug)

**Connector B**

Type: Straight, Family: 2.92 mm / K, Sex: Pin (Plug)



Phone (In USA) : 1-800-445-GORE (800-445-4673) Phone (outside the US) : +1/302-292-5100

The data in this datasheet applies to standard GORE &amp; Microwave / RF Cable Assemblies and performance may vary based on specific application conditions.